

# GENERATION OF ELECTRIC CURRENT FROM INDUSTRIAL EXHAUST BY USING TURBOCHARGER

**\*T.Vijay, \*\*S.Rajakumar,**

*\*PG student: Department of Mechanical Engineering,  
Regional centre, Anna university Tirunelveli Region  
Tirunelveli, India*

*\*\* Assistant Professor: Department of Mechanical Engineering,  
Regional centre, Anna university Tirunelveli Region  
Tirunelveli, India*

---

## ABSTRACT

*Electricity is the greatest demand now a days, for all developing countries, many steps have been taken for the production of electricity by employing various power plant to overcome the needs or demand. The main objective of this project is to generate electricity from the industrial exhaust by using turbocharger. Flue gas from various industries are exhausted as waste in large quantities, thus the exhaust flue gas from any industry is utilized for producing electricity by using commercially available turbocharger. In this project the nozzle is designed and analyzed for increasing the flue gas velocity. The design of the nozzle is based on flue gas passage duct in small scale power plant industry, the parameter and boundary condition values are taken from this industry for analyzing the nozzle.*

*Key words: Energy Recovery; Turbo-Charger; Cogeneration; Electrical Generator; small scale generation.*

## INTRODUCTION

The whole world is in the grip of energy crisis and the pollution manifesting itself in the spiraling cost of energy and uncomforted due to increase in pollution as well as the depletion of conventional energy resources and increasing curve of pollution elements. Electricity is the only form of energy which is easy to produce, easy to transport easy to use and easy to control. In the aftermath of the global financial crisis of the late 2000s, countries around the world are facing intense pressure to reduce their national debt whilst encouraging economic growth. The disturbances in the global financial market also had a major impact on the energy markets worldwide and the outlook for the energy production sector is remaining challenging, particularly in the next few years. At the same time the events during the last two years (2010-2011) including the Deep water Horizon oil spill in the Gulf of Mexico, the Fukushima nuclear accident in Japan along with the Arab Spring, which led to oil supply disruptions from North of Africa have emphasized not only the vulnerability of the global energy system but also the need to rethink the alternatives for the future [1]. Adding to this, the ever increasing energy demand,

the continued extensive use of fossil fuels for power production and the world's obligation to reduce emissions, the extent of this challenge could be of far greater magnitude than expected.

## TURBOCHARGERS

A turbocharger is a turbine-driven forced induction device that increases an internal combustion engine's efficiency and power output by forcing extra air into the combustion chamber. Turbochargers are commonly used on truck, car, train, aircraft, and construction equipment engines. They are most often used with Otto cycle and Diesel cycle internal combustion engines. They have also been found useful in automotive fuel cells.

## ENERGY RECOVERY

Since then, many investigations were carried out by a number of researchers on the turbochargers and energy recovery from various industries. Nikolett Sipöcz, Alvaro Hernandez-Nogales, Miguel A. Gonzalez-Salazar, Roger Shisler, Vitali Lissianski [1] authors investigated on Carbon dioxide ( $\text{CO}_2$ ) capture and storage (CCS) from the flue gas which released from various industries. Thus, the conclusion of this project is to finding existing applications for next generation  $\text{CO}_2$  capture technologies at the small to medium-scale provides an important intermediate step for demonstrating and gaining the necessary knowledge required for further scaling up of novel CCS technologies.

Bobby P. James and Bashar Zahawi [2] Authors investigated The development of cleaner, more efficient ways to power our homes and businesses is vital if we are to address climate change and energy security issues. This paper presents the design, construction and testing of a 1 kW, cylindrical high speed permanent magnet synchronous generator for use in a domestic combined heat and power (CHP) system, employing a turbocharger operating as a small gas turbine. Thus this paper concludes high on speed test results are included together with a critical speed analysis of the generator set.

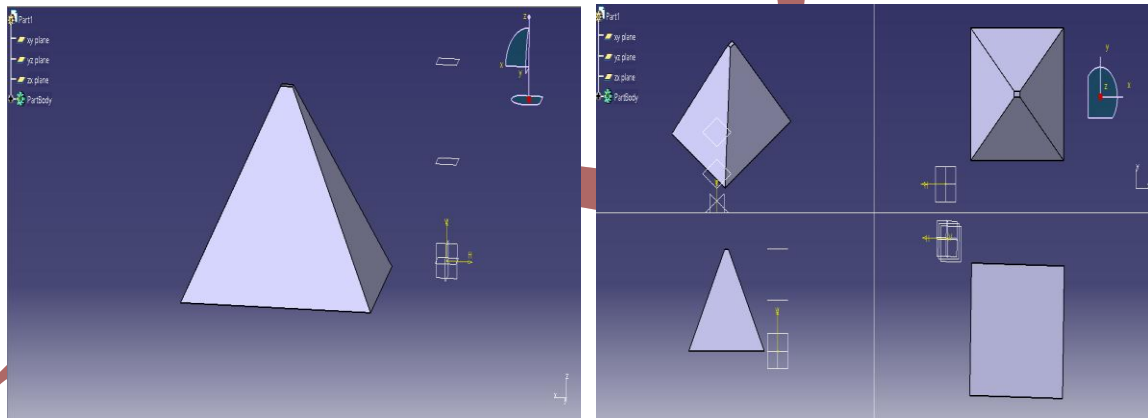
Mehari .Weldemariam Degefa, Solomon Tesfamariam Teferi[3] has developed a system to recover part of the energy of exhaust air from an axial fan of 75kW using a Horizontal Axis Wind Turbine is discussed in this paper. The actual air data at the fan outlet are collected from central air conditioning station of a composite textile mill (Kombolcha Textile Share Company) using log-Tchebycheff method. Since the air flow type determines the steps in progress the air flow type is arithmetically found to be fully turbulent. A duct is designed to correct the air turbulence and transport the exhaust air from the fan to the turbine. By turning what was exhausted to useable form 5.7kW of electric power can be harvested. As there are vast application areas of industrial air system, utilizing the exhaust from such air systems as energy resource could be helpful and used as supplementary power for industry production floor lighting and little power supply requiring auxiliary processes.

## DESIGN ANALYSIS

In this project the turbocharger should be driven by flue gas exhaust, so the flue gas should possess some driving force thus this force is attained by providing a convergent nozzle to the flue gas flow, which increases the velocity of the flue gas. Thus the design aspect of convergent nozzle is based on flue gas passage duct in industry and the inlet of turbocharger. The small scale power plant is investigated for this project purpose according to this investigation area of flue gas passage duct is  $160 \times 130$  cm which is taken as inlet area of the nozzle. Thus inlet area of turbocharger is taken as exit area of nozzle which is  $10 \times 6$  cm

## MODELLING

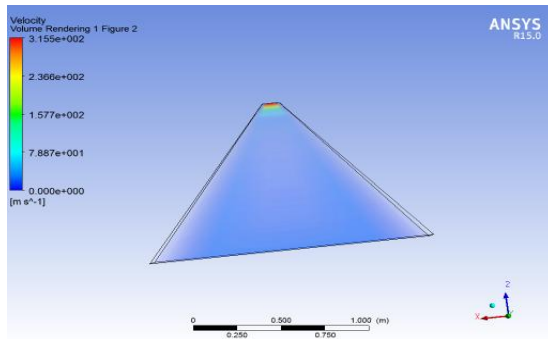
Model is a Representation of an object, a system, or an idea in some form other than that of the entity itself. A model is similar to but simpler than the system it represents. One purpose of a model is to enable the analysis to predict the effect of changes to the system. Generally, a model intended for a simulation study is a mathematical model developed with the help of simulation software such as Solid works, Creo, CATIA, Unigraphics, etc. Thus the modelling of convergent nozzle is done by using software CATIA V5 which is shown below.



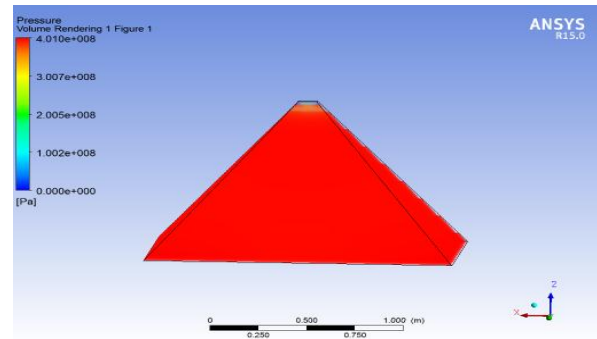
Modeling using CATIA v5

## ANALYSIS

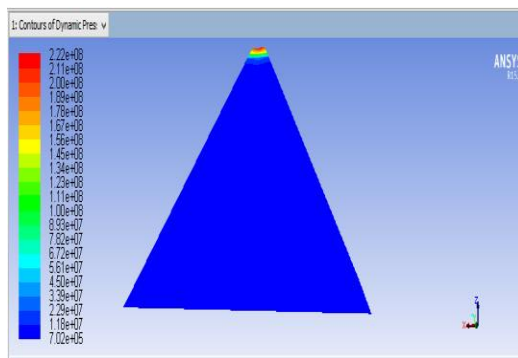
The CFD analyze of convergent nozzle which is modeled is done by using software ANSYS 15.1. Computational fluid dynamics or CFD is the analysis of systems involving fluid flow, heat transfer and associated phenomena such as chemical reactions by means of computer-based simulation. The technique is very powerful and spans a wide range of industrial and non-industrial application areas. Thus the analysis for various parameters such as velocity, temperature, density and pressure is shown below,



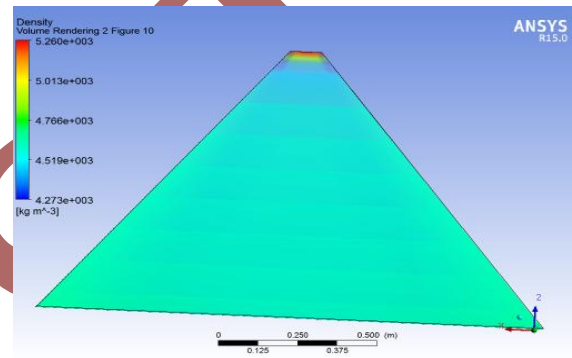
Velocity contour



Pressure contour



Contours of dynamic pressure



Density analysis

## RESULT AND DISCUSSION

Thus the convergent nozzle is analyzed by using ANSYS 15.1 software, the result of this analysis is shown below

Parameter	At inlet	At exhaust
Velocity (m/s)	22	293
Dynamic pressure(pa)	$7.02 \times 10^5$	$2.22 \times 10^8$
Temperature (k)	300	303.5
Density ( $kg/m^3$ )	$4.27 \times 10^3$	$5.26 \times 10^3$

Result from the CFD analysis of convergent nozzle

## CONCLUSION

The convergent nozzle for experimental setup is designed and properties such as velocity, pressure, temperature and density of the working fluid is analyzed thus from the analysis it is found that the properties of flue gas is increased as shown in table before entering the turbocharger for driving it.

## FUTURE WORK

1. The future work of the project is to analyze turbochargers performance for obtained values and synchronize a generator based on the turbocharger performance.
2. The experimental setup of the project is to be fabricated and electrical generation from the setup is to be tested experimentally.

## REFERENCES

- 1) Nikolett Sipöcz, Alvaro Hernandez-Nogales, Miguel A. Gonzalez-Salazar ,Roger Shisler, Vitali Lissianski (2013), “Low temperature CO<sub>2</sub> capture for near-term applications” Energy Procedia 37 ( 2013 ) 1228 – 1238
- 2) Bobby P. James and bashar zahawi ,mediterranean green energy forum 2013,” high speed generator for turbocharger based domestic combined heat and power unit employing the inverted brayton cycle” energy procedia 42 ( 2013 ) 249 – 260 .
- 3) Mehari Weldemariam Degefa, Solomon Tesfamariam Teferi(2014), “Energy recovery from exhaust air of textile industry”, International Journal of Renewable and Sustainable Energy. Vol.3, No.4, 2014, pp.82-86. doi:10.11648/j.ijrse.20140304.12
- 4) Eduardo mariscal-hay, noel leon-rovira (2013),” electrical generation from thermal solar energy using a turbocharger with the brayton thermodynamic cycle”, 2013 ISES solar world congress
- 5) K.Balaji and R.Ramkumar, “study of waste heat recovery from steam turbine exhaust for vapour absorption system in sugar industry”, procedia engineering 38 ( 2012 ) 1352 – 1356.
- 6) Maria sanchez del rioa, mathieu lucquiauda, jon gibbinsa,” maintaining the power output of an existing coal plant with the addition of co<sub>2</sub> capture: retrofits options with gas turbine combined cycle plants”, energy procedia 63 ( 2014 ) 2530 – 2541
- 7) C. Casarosa , F. Donatini , A. Franco ,”thermoeconomic optimization of heat recovery steam generators operating parameters for combined plants”, energy 29 (2004) 389–414
- 8) Wei-hsiang lai ,chi-an hsiao, chien-hsiung lee , yau-pin chyoub, yu- ching tsai “experimental simulation on the integration of solid oxide fuel cell and micro-turbine generation system “,journal of power sources 171 (2007) 130–139

- 9) Rodolfo bontempo, massimo cardonea, marcello mannaa, giovanni vorraroa "Highly flexible hot gas generation system for turbocharger testing", energy procedia 45 ( 2014 ) 1116 – 1125
- 10) Gequn shu,youcailiang,haiqiaowei , huatian,jianzhao,linaliu "a review of waste heat recovery on two-stroke ic engine aboard ships ",renewable and sustainable energy reviews 19 (2013) 385–401
- 11) DING xianfei, XU bin," study on regulating law of two-stage turbo charger system of piston aircraft engine", procedia engineering 17 (2011) 581 – 586
- 12) Bernhard schweizer," total instability of turbocharger rotors physical explanation of the dynamic failure of rotors with full-floating ring bearings ", journal of sound and vibration 328 (2009) 156–190.
- 13) Peng Geng, Chunde Yao , Quangang Wang, Lijiang Wei, Junheng Liu, Wang Pan, Guopeng, "Han Effect of DMDF on the PM emission from a turbo-charged diesel engine with DDOC and DPOC", Applied Energy 148 (2015) 449–455.
- 14) M.H. Padzillah , S. Rajoo , M. Yang , R.F. Martinez-Botas,"Influence of pulsating flow frequencies towards the flow angle distributions of an automotive turbocharger mixed-flow turbine", Energy Conversion and Management 98 (2015) 449–462.
- 15) Srithar Rajoo , Alessandro Romagnoli , Ricardo F. Martinez-Botas ,"Unsteady performance analysis of a twin-entry variable geometry turbocharger turbine", Energy 38 (2012) 176e189
- 16) <https://www.google.co.in/turbocharger>
- 17) <https://www.google.co.in/properties of flue gas>